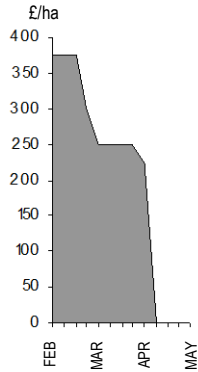
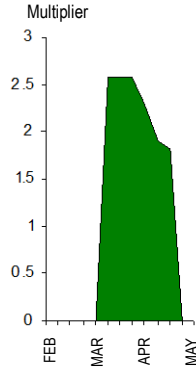


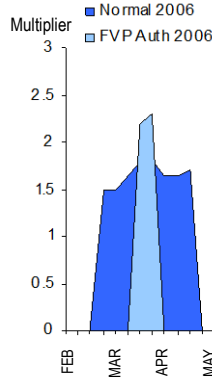
2006 Non SDA  
€100-€200  
£/ha (paid by Transferor)



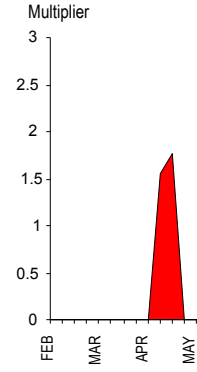
2006 Normal Non SDA  
€28.2-€400  
Price/£ 2005 Statement Value



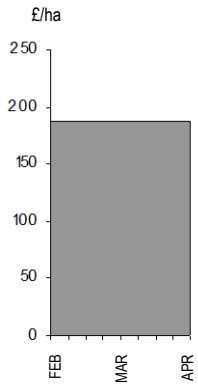
2006 Normal Non SDA  
€400-€750  
Price/£ 2005 Statement Value



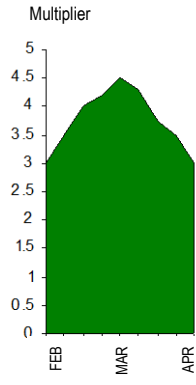
2006 Normal Non SDA  
€750-€5,000  
Price/£ 2005 Statement Value



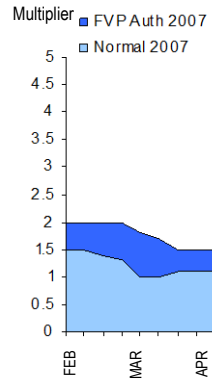
2007 Non SDA  
€100-€200  
£/ha (paid by Transferor)



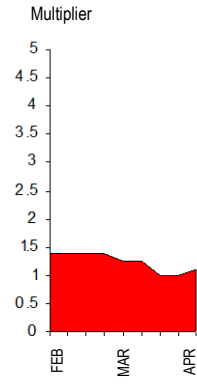
2007 Normal Non SDA  
€28.2-€400  
Price/£ 2006 Statement Value



2007 Normal Non SDA  
€400-€750  
Price/£ 2006 Statement Value



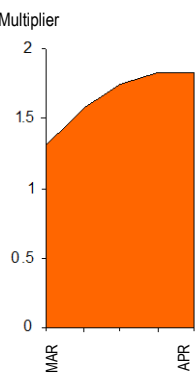
2007 Normal Non SDA  
€750-€5,000  
Price/£ 2006 Statement Value



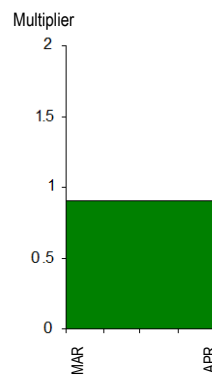
2008 SDA  
€100-€200  
Price/£ 2007 Statement Value



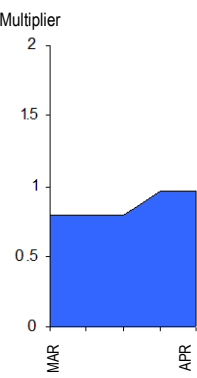
2008 Normal Non SDA  
Flate Rate €95.13  
Price/£ 2007 Statement Value



2008 Normal Non SDA  
€190.47-€200  
Price/£ 2007 Statement Value



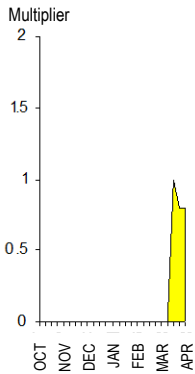
2008 Normal Non SDA  
€200+  
Price/£ 2007 Statement Value



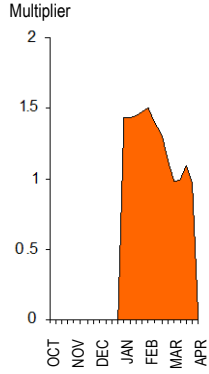
The multipliers used in the above graphs vary depending on the specific entitlement values and number of hectares being traded, these graphs represent averages and are for illustrative purposes only. Prices of traded entitlements are expressed in £s. Exchange rates used were those set for the previous payment year.

If you would like a formal valuation of your entitlements, please contact us: Townsend Chartered Surveyors, Matford Centre, Matford Park Road, Exeter, EX2 8FD 01392 823935  
quotas@townsendcharteredsurveyors.co.uk www.townsendcharteredsurveyors.co.uk

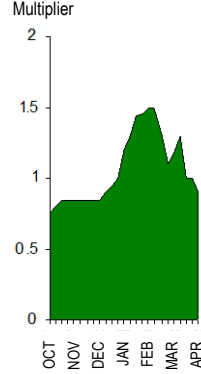
2009 SDA  
€100-€200  
Price/£ 2008 Statement Value



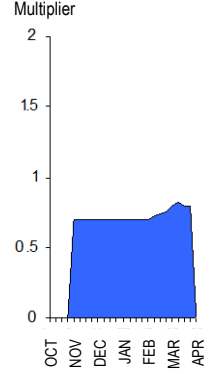
2009 Normal Non SDA  
Flate Rate €141.93  
Price/£ 2008 Statement Value



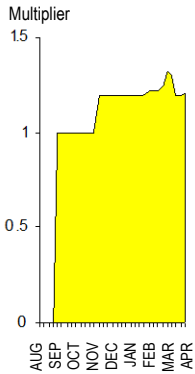
2009 Normal Non SDA  
€141.93-€300  
Price/£ 2008 Statement Value



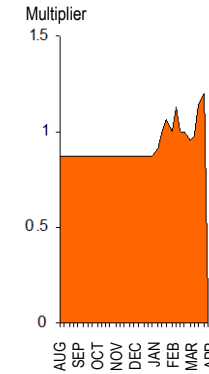
2009 Normal Non SDA  
€300+  
Price/£ 2008 Statement Value



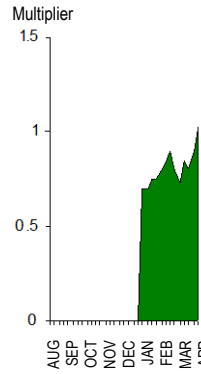
2010 SDA  
€100-€200  
Price/£ 2009 Statement Value



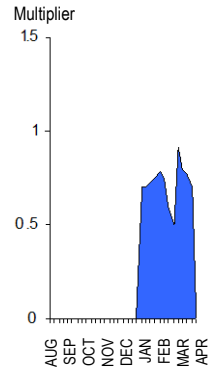
2010 Normal Non SDA  
Flate Rate €190.47  
Price/£ 2009 Statement Value



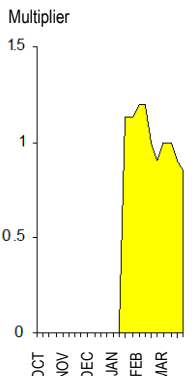
2010 Normal Non SDA  
€141.93-€300  
Price/£ 2009 Statement Value



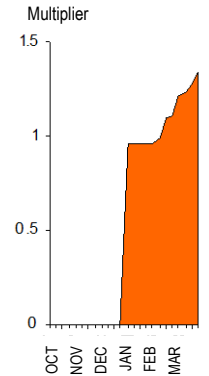
2010 Normal Non SDA  
€300+  
Price/£ 2009 Statement Value



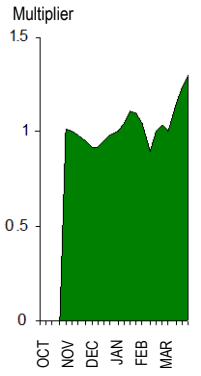
2011 SDA  
€100-€200  
Price/£ 2010 Statement Value



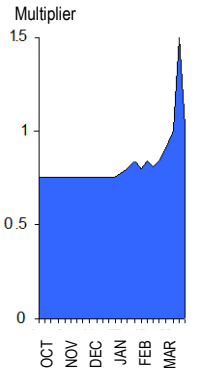
2011 Normal Non SDA  
Flate Rate €241.14  
Price/£ 2010 Statement Value



2011 Normal Non SDA  
€190.47-€300  
Price/£ 2010 Statement Value



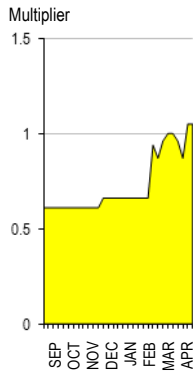
2011 Normal Non SDA  
€300+  
Price/£ 2010 Statement Value



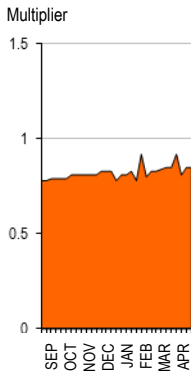
The multipliers used in the above graphs vary depending on the specific entitlement values and number of hectares being traded, these graphs represent averages and are for illustrative purposes only. Prices of traded entitlements are expressed in £s. Exchange rates used were those set for the previous payment year.

If you would like a formal valuation of your entitlements, please contact us: Townsend Chartered Surveyors, Matford Centre, Matford Park Road, Exeter, EX2 8FD 01392 823935  
quotas@townsendcharteredsurveyors.co.uk www.townsendcharteredsurveyors.co.uk

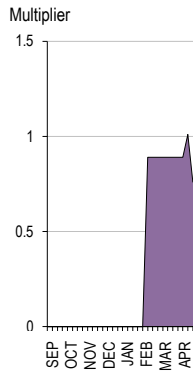
2012 SDA  
Flat Rate €260.29  
Price/£ 2011 Statement Value



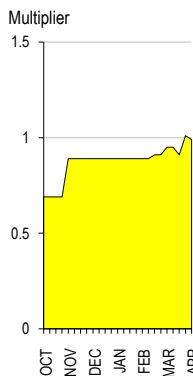
2012 Normal Non SDA  
Flat Rate €323.91  
Price/£ 2011 Statement Value



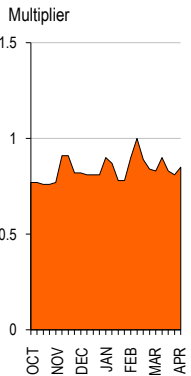
2012 Moorland  
Flat Rate €45.47  
Price/£ 2011 Statement Value



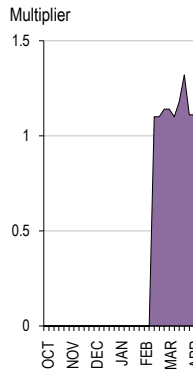
2013 SDA  
Flat Rate €260.29  
Price/£ 2012 Statement Value



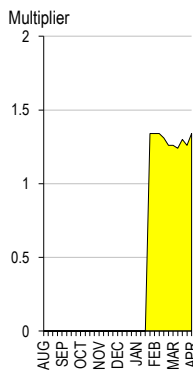
2013 Normal Non SDA  
Flat Rate €323.91  
Price/£ 2012 Statement Value



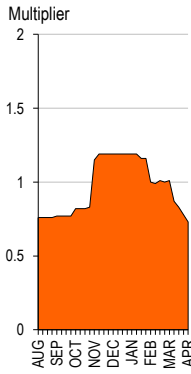
2013 Moorland  
Flat Rate €45.47  
Price/£ 2012 Statement Value



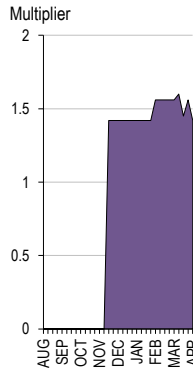
2014 SDA  
Flat Rate €260.29  
Price/£ 2013 Statement Value



2014 Normal Non SDA  
Flat Rate €323.97  
Price/£ 2013 Statement Value



2014 Moorland  
Flat Rate €45.47  
Price/£ 2013 Statement Value

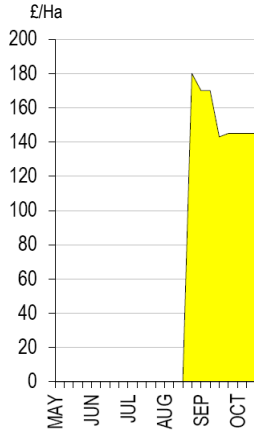


The multipliers used in the above graphs vary depending on the specific entitlement values and number of hectares being traded, these graphs represent averages and are for illustrative purposes only. Prices of traded entitlements are expressed in £s. Exchange rates used were those set for the previous payment year.

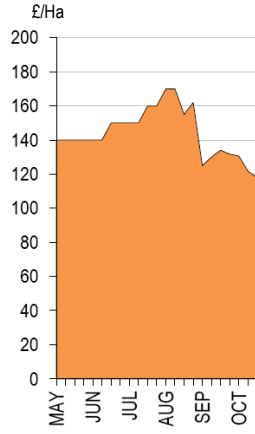
If you would like a formal valuation of your entitlements, please contact us: Townsend Chartered Surveyors, Matford Centre, Matford Park Road, Exeter, EX2 8FD 01392 823935  
quotas@townsendcharteredsurveyors.co.uk www.townsendcharteredsurveyors.co.uk

# ENGLISH ENTITLEMENTS SALES

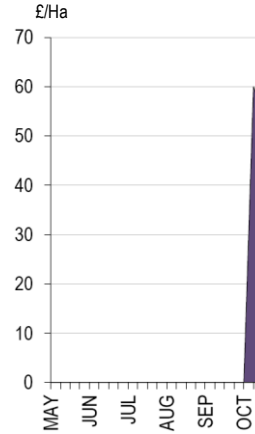
2015 SDA  
 Flat Rate €TBC  
 £/Ha in 1<sup>st</sup> transfer window  
 (April – 21<sup>st</sup> October 2014)



2015 Non-SDA  
 Flat Rate €TBC  
 £/Ha in 1<sup>st</sup> transfer window  
 (April – 21<sup>st</sup> October 2014)



2015 Moorland  
 Flat Rate €TBC  
 £/Ha in 1<sup>st</sup> transfer window  
 (April – 21<sup>st</sup> October 2014)



The multipliers used in the above graphs vary depending on the specific entitlement values and number of hectares being traded, these graphs represent averages and are for illustrative purposes only. Prices of traded entitlements are expressed in £s. Exchange rates used were those set for the previous payment year.

If you would like a formal valuation of your entitlements, please contact us: Townsend Chartered Surveyors, Matford Centre, Matford Park Road, Exeter, EX2 8FD 01392 823935  
 quotas@townsendcharteredsurveyors.co.uk www.townsendcharteredsurveyors.co.uk