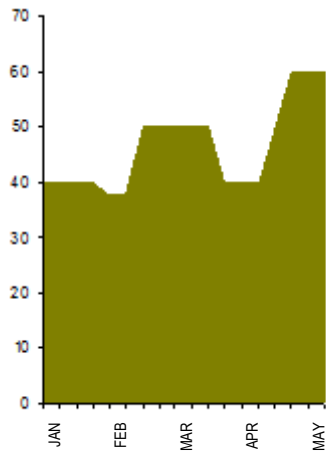
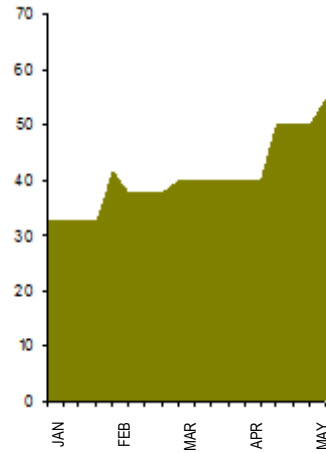


ENGLISH NAKED ACRES LETTING & ENTITLEMENT HOSTING

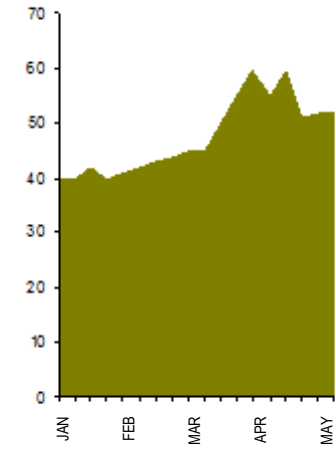
2007 Non SDA Naked Acres
£/Acre gross



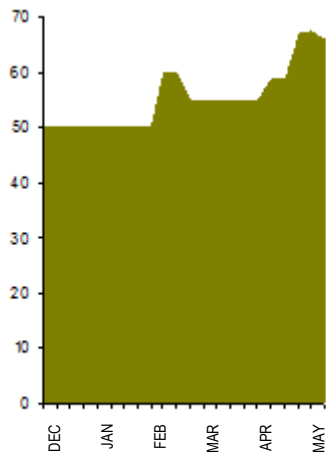
2008 Non SDA Naked Acres
£/Acre gross



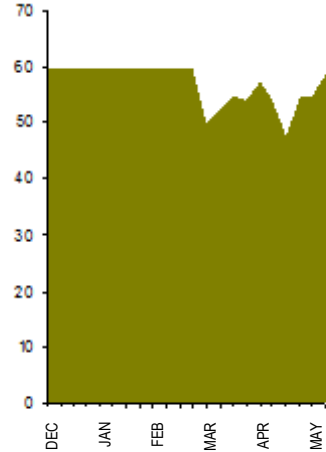
2009 Non SDA Naked Acres
£/Acre gross



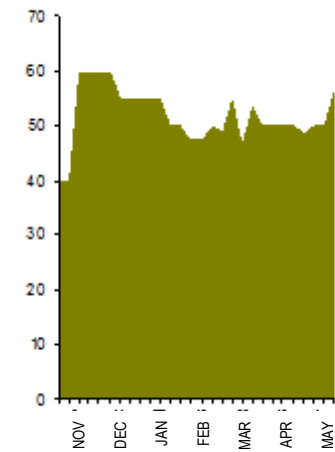
2010 Non SDA Naked Acres
£/Acre gross



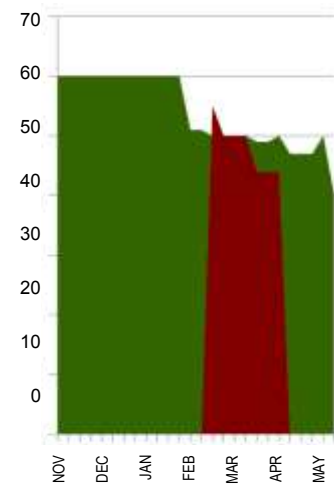
2011 Non SDA Naked Acres
£/Acre gross



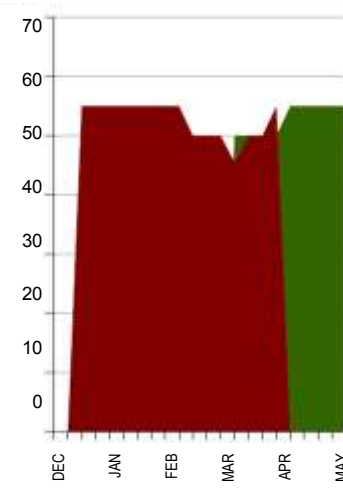
2012 Non SDA Naked Acres
£/Acre gross



2013 Non-SDA Naked Acres
Letting & Entitlement Hosting
£/Acre gross



2014 Non-SDA Naked Acre
Letting & Entitlement Hosting
£/Acre gross



The prices used in the above graphs vary depending on the specific entitlement values and number of hectares being traded, these graphs represent averages and are for illustrative purposes only. Prices of traded entitlements are expressed in £s.

If you would like a formal valuation of your entitlements, please contact us: Townsend Chartered Surveyors, Matford Centre, Matford Park Road, Exeter, EX2 8FD 01392 823935
quotas@townsendcharteredurveyors.co.uk www.townsendcharteredsurveyors.co.uk



ENGLISH NAKED ACRES LETTING & ENTITLEMENT HOSTING

The naked acre rental and entitlement hosting values quoted are £/acre before deduction of any letting agency fees.

The prices used in the above graphs vary depending on the specific entitlement values and number of hectares being traded, these graphs represent averages and are for illustrative purposes only. Prices of traded entitlements are expressed in £s.

If you would like a formal valuation of your entitlements, please contact us: Townsend Chartered Surveyors, Matford Centre, Matford Park Road, Exeter, EX2 8FD 01392 823935
quotas@townsendcharteredsurveyors.co.uk www.townsendcharteredsurveyors.co.uk

O63/B/Graphs/Historical naked acre graphs 2006-14.doc